

ICF-1206A

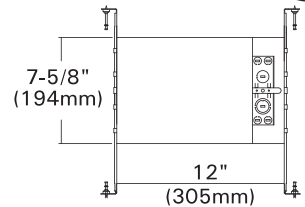
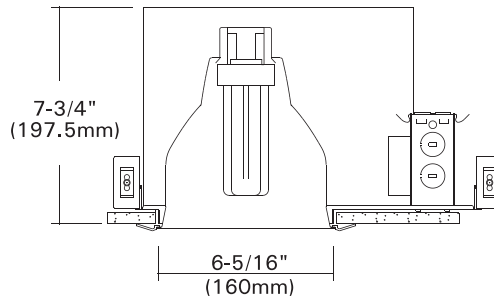

6" IC/AIR-TIGHT Recessed Housings For

13W, 18W, 26W, 32W or 42W Compact Fluorescent, For Use In Direct Contact with Ceiling Insulation



| | | |
|-------------|--|------|
| Catalog # | | Type |
| Project | | Date |
| Prepared by | | |

FLUORESCENT



Ceiling Cut-out : 6-1/2"
Lamp,Max,Watt. : 42W

DESCRIPTION & APPLICATION

The ICF-1206A is designed for insulated ceilings and can be in direct contact with insulation material. The AIR-TIGHT housing design prevents airflow through the ceiling, helping save on heating and cooling costs. The ICF-1206A offers a wide choice of trim types including reflector, lensed and wall wash trims and is warranted for 2 years.

DESIGN FEATURES

• Housing

- Single wall aluminum housing.
- 7-9/16" height allows use in 2" X 8" joist construction.
- Housing adjusts for ceilings up to 1-1/4" thick.
- Gasket included in J-box.

• Junction Box

- Listed for through branch circuit wiring. (Max.8 No 12 AWG 90°C branch circuit conductors. (4 in, 4 out)
- (5)1/2" knockouts with true pry-out slots and (4) knockouts with Romex cable clamp.
- Ground wire provided on J-box.

• Bar Hangers

- Maximum extension of 24" allows for extra distance between joists.
- Housing can be positioned at any point within 24" joist span.
- Score lines allow "toolless" shortening for 12" joists. Bar hangers may be repositioned 90 degrees.
- Integral T-bar clips snaps onto T-bars and no additional clips are required.

• Just-A-Nail

- Pre-installed nail bars with vertical slots are used to evenly align the bars horizontally after nailing halfway into wood joists.

• Socket

- G24Q/GX24Q base socket for use 4pin DTT or TTT lamps.
- Socket cup with spring clip snaps into socket hole on the top of all of trims. Sealed cup is for AIR-TIGHT.

• Trims

- All trims with various shapes with baffle collar, shower lens and reflector finished in clear, gold, pewter, champagne.

• Lamp

- Compact Fluorescent lamps.
- Generic Min.13W/Max.42W lamp designations.
 - * DTT-Double twin tube (Quad/CFQ)
 - * TTT-Triple twin tube (Quad/CFQ)
 - CFQ 13W / G24Q / 830
 - CFTR 18W / GX24Q / 830
 - CFQ 18W / G24Q / 830
 - CFTR 26W / GX24Q / 830
 - CFQ 26W / G24Q / 830
 - CFTR 32W / GX24Q / 830
 - CFTR 42W / GX24Q / 830

- Recommend lamp, 10,000 hour rated average life.
- Color temperature (warm to cool) options offer 2700K warm or 3000K medium-warm incandescent-like light.

• Electronic Ballast

- Thermally protected, fused, 120V HPF or NPF electronic ballast provides full light output and rated lamp life. Provides flicker free and noise free operation and starting. End of lamp life protection is standard. Meets FCC EMT/RFI Consumer Level limits.

* Listing

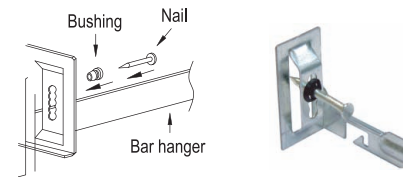
- UL, c-UL listed for damp location.
- UL, c-UL listed for feed through.
- UL, c-UL listed for direct contact with Insulation material.
- Air-tight, performance tested under ASTM E283

• Lamp/Ballast Energy Data

| Nominal lamp wattage | 13W,18W, 26W,32W,42W HPF | 13W,18W,26W NPF |
|----------------------|-----------------------------------|---------------------|
| Input current | 0.12A, 0.17A, 0.24A, 0.36A, 0.45A | 0.12A, 0.17A, 0.24A |
| Input power | 14W,20W,28W,35W,48W | 16W,23W,31W |
| Power factor | 0.998 | 0.630, 0.635, 0.641 |

• Just-A-Nail

Adjustable nail hanger bar for easy alignment.



JUST-A-NAIL

• Optional "Quick Connect" Push-in wire connectors.

- Three "Quick Connectors"
- Pre-installed push-in wire connectors for fast and easy wiring.

• Compliance

- State of California title 24.
- Washington state energy code.
- New York state energy conservation construction code.
- Energy Star Qualified.
- Certified AIR-TIGHT under ASTM E283.

Ordering Information

| Housing | Ballast | Lamp(s) Watt. | Option |
|-----------|--|--|--|
| ICF-1206A | -NE : 120V NPF Electronic -HE : 120V HPF Electronic | 113 : (1)13W 132 : (1)32W 118 : (1)18W 142 : (1)42W 126 : (1)26W | -EM : Emergency w/ Remote Test Switch -C : Quick Connectors |

Example : ICF-1206A-HE113

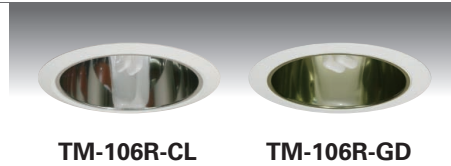
Trims

6" Compact Fluorescent Trims For ICF-1206A

| | | |
|-------------|--|------|
| Catalog # | | Type |
| Project | | Date |
| Prepared by | | |

FLUORESCENT


TM-106R
TM-106RF
Specular Reflector
42W TTT, 26W DTT
 White Plastic Trim Ring
 O.D : 7-7/8"
 *Symbol (RF) is Self-flange



TM-1154
Reflector w/ Wall Wash Plate
32W TTT, 26W DTT
 White Plastic Trim Ring
 O.D : 7-7/8"




TM-164B
Baffle w/ Reflector
42W TTT, 26W DTT
 White Plastic Trim Ring
 O.D : 7-7/8"



TM-163
Reflector w/ Frosted Drop Lens
42W TTT, 26W DTT
 White Metal Trim Ring
 O.D : 7-7/8"



TM-165B
Baffle w/ Convex Frosted Lens, Reflector
26W TTT, 18W DTT
 White Plastic Trim Ring
 O.D : 7-7/8"



TM-165R
Reflector w/ Convex Frosted Lens, Reflector
26W TTT, 18W DTT
 White Plastic Trim Ring
 O.D : 7-7/8"



ORDERING INFORMATION

Choose the catalog / finish codes that best suit your needs and enter it on the appropriate line.

| TRIM MODEL | REFLECTOR | BAFFLE | METAL RING |
|------------|---------------------------|---------------------------|---------------------------|
| | CL :Clear | WH :White | WH :White |
| | WH :White | BK :Black | BK :Black |
| | GD :Gold | SN :Satin Nickel | SN :Satin Nickel |
| | MA :Matte Platinum | AN :Antique Nickel | AN :Antique Nickel |
| | CP :Champagne | AC :Antique Copper | AC :Antique Copper |
| | PR :Pewter | MO :Mocha | MO :Mocha |
| | HC :Haze Clear | CA :Cappuccino | CA :Cappuccino |
| | | CH :Chrome | CH :Chrome |
| | | UN :Natural Steel | UN :Natural Steel |
| | | PB :Polished Brass | PB :Polished Brass |

Examples:
 TM-106R-CL-WP = White Trim Ring w/ Clear Reflector
 TM-165B-BK-WP = Convex Frosted Lens in Black Baffle